

产品规格书

Specification

产品名称(Product) : 1/2.5 英寸单目摄像头模组(1/2.5inch Monocular Camera Module)摄像头 (Camera Module): JDCD29V018版本号 (Version): 1.00镜头 (Lens): 3.6mm (650nm)

客户名称 (Customer): _____

客户型号 (Cust.P/N): _____

日期 (Date): _____

客户 CUSTOMER			承制方 MANUFACTURER		
品质 Quality	工程 Engineer	审批 Approved	审核 Checked	批准 Approved	销售 Sales

目 录 Contents

目 录 Contents.....	2
版 本 Version.....	3
1. 概 况 Profile	4
2. 产品方案 Solution	4
3. 产品特性 Features	4
4. 应用范围 Application	4
5. 电气规格 Specifications	5
6. 可靠性测试 Reliability Testing	6-7
7. 结构图 Structure Diagram	8-9
8. 视场角 View Angle	9
9. 包装 Packing	10
10.外箱标签 Carton Box Mark.....	11
11.注意事项 Notes.....	11
12.命名规则 Naming Rule	12
13.配线 Accessory Cable.....	12

1. 概况 Profile:

JDCD29V018 R1.00 CMOS 彩色摄像模组，采用 1/2.5inch CMOS 影像传感器。适用于需要摄取视频信号的各种电子设备中，高动态范围、高灵敏度，高速串行数据（MIPI）输出 200 万高清图像。

JDCD29V018 R1.00 CMOS color video module, using 1/2.5inch CMOS image sensor. High dynamic range, high sensitivity, high speed serial data (MIPI) output 2 million hd images in various electronic devices requiring video signals.

2. 产品方案 Solution

OV2718-H77A-2A(CSP)

3. 产品特性 Features

MIPI 接口，200 万高清图像输出

MIPI interface, 2 million hd image output.

4. 应用范围 Application


- 办公室电子设备 Office electronic device
- 仪器、仪表和测量用具 Equipment & Instrument and measuring tools
- 机器设备 Machine equipment
- 监视设备（车用监视器、便携视频采集、远程监视）Supervising equipment (Car Monitor & Portable video capture and remote monitoring)
- 家居用品（可视门铃、可视电话）Home supplies (Video door phone & video phone)

5. 电气规格 Specifications

NO	项目/Item	参数说明/Specification		备注/Remark
1	图像传感器/Image Sensor	1/2.5inch CMOS OV02718-H77A-2A (CSP)		
2	输出接口/ Output Interface	MIPI		
3	最大分辨率/ Maximum Resolution	1920H×1080V		
4	像素大小/ Pixel Size	2.8um*2.8um		
5	信噪比/ S/N radio	42.6dB		
6	动态范围/Dynamic Range	86dB		
7	曝光系统/ Exposure System	自动曝光/Auto Exposure		
8	电子快门/ Electronic Shutter	滚动快门/ Rolling Shutter		
9	帧率/Frame	30fps		
10	工作电压/ Working Voltage	Analog :3.3V; Digital:1.2V; DOVDD:1.8V;		
11	输入时钟频率/Input clock frequency	6 - 36MHz		
12	工作环境温度/ Working Temp.	-30℃ ~ 85 ℃		
13	储存环境温度/ Storage Temp.	-30℃ ~ 105℃		
14	湿度/ Humidity	5~95% RH		
15	图像显示方向/ Direction	拍摄正立图像时基板放置方位 Front Stand		
16	产品尺寸/ Dimension	38 (W) ×38 (L)		
17	镜头参数/Lens Parameter	焦距 Focus	3.6mm	
		对角线视角 Diagonal View Angle	102° ±3°	
		水平视角 Horizontal View Angle	85° ±3°	
		垂直视角 Vertical View Angle	55° ±3°	
		对焦距离 Focus Distance	40cm (近焦 Near) 1.5M (远焦 Far)	
		光谱特性 Spectrum	650nm	

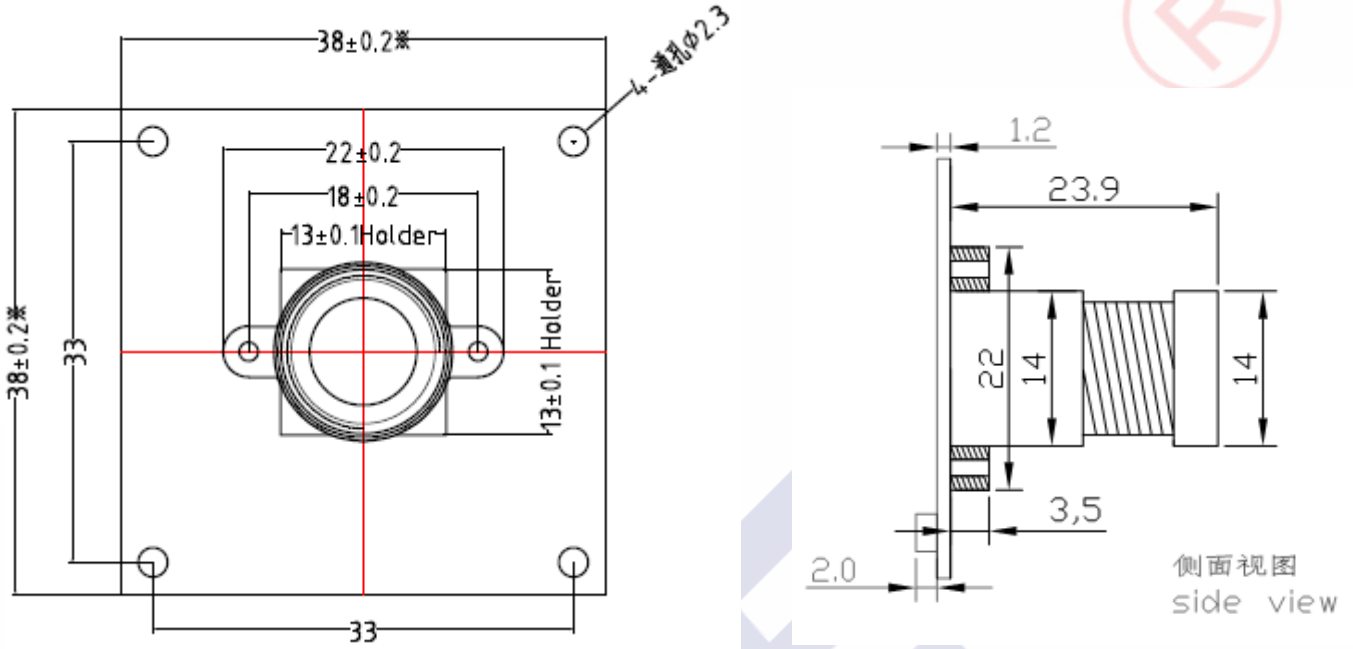
6. 可靠性测试 Reliability Testing

NO	试验项目 Testing Item	试验条件 Testing Conditions	判定标准 Judgment Standard
1	高温功能试验 High Temp. Test	高温 70℃; 8H 通电 high temp.70℃; 8H aging test	在 8H 测试中工作正常 Proper Functioning in 8H
2	低温功能试验 Low Temp. Test	低温-30℃; 8H 通电 low temp.-30℃; 8H aging test	在 8H 测试中工作正常 Proper Functioning in 8H
3	温湿度测试 Temp.& Humidity test	温度 70℃; 湿度 93%; 32H 通电 Temp.:70℃; Humidity 93%;32H aging	在 32H 测试中工作正常 Proper Functioning in 32H
4	高温贮存试验 High Temp. storage test	温度 105℃; 8H Temp.:105℃;8H	恢复常温后产品产品正常 Proper Functioning after test
5	低温贮存试验 Low Temp. storage test	温度-30℃; 8H Temp.: -30℃;8H	恢复常温后产品产品正常 Proper Functioning after test
6	寿命试验 Aging Test	连续开关机; 48H Continuous on/off; 48H	在 48H 测试冲击中工作正常 Proper Functioning after 48H
7	静电放电试验 ESD test	接触放电 Contact discharge: 6.0KV 空气放电 Air discharge: 8.0KV 水平/垂直接触放电: 8.0KV Horizontal / Vertical discharge: 8.0KV	产品功能和外观无问题 Function and appearance are all ok
8	振动试验 Vibration test	1. 振动标准: (1). 振动方向: Y 方向 (2). 振动幅度: 2mm (3). 振动频率: 10HZ to 50HZ (4). 振动表面: 紧靠一角的三个面 (5). 振动时间: 30 分钟/每个面 1. Vibration standard: (1).Direction: Y direction (2).Range:2mm (3).Frequency:10HZ to 50HZ (4).Surface:1surface fixed when testing another 3 surface (5). Time: 30mins./every surface	振动后, 摄像机结构及功能应正常, 所有配套附件及吸塑不出现异常现象 The camera structure &function working good after vibration, all accessories& blister have no change.

NO	试验项目 Testing Item	试验条件 Testing Conditions	判定标准 Judgment Standard										
9	跌落试验 Drop test	1. 跌落标准: (1). 跌落地面: 水泥地板或钢板 (2). 跌落方位: 一角、三边、六面 (3). 跌落方式: 自由下落 (4). 跌落高度: 根据产品的重量依照下表而定 1. Drop standard: (1). Floor: concrete floor steel plate (2). Direction: corner, three sides, six surface (3). Drop way: free falling (4). Height: according to the product's weight as follows: <table border="1" data-bbox="507 943 967 1167"> <thead> <tr> <th>重量 Weight</th> <th>高度 Height</th> </tr> </thead> <tbody> <tr> <td>0kg < W ≤ 4.5kg</td> <td>91cm</td> </tr> <tr> <td>4.5kg < W ≤ 11.8kg</td> <td>76cm</td> </tr> <tr> <td>11.8kg < W ≤ 23.1kg</td> <td>61cm</td> </tr> <tr> <td>23.1kg < W ≤ 45.4kg</td> <td>46cm</td> </tr> </tbody> </table>	重量 Weight	高度 Height	0kg < W ≤ 4.5kg	91cm	4.5kg < W ≤ 11.8kg	76cm	11.8kg < W ≤ 23.1kg	61cm	23.1kg < W ≤ 45.4kg	46cm	 跌落后, 摄像机结构及功能应正常, 所有配套附件及吸塑不出现异常现象 The camera structure and function is normal after dropped, all of accessories & blister are well.
重量 Weight	高度 Height												
0kg < W ≤ 4.5kg	91cm												
4.5kg < W ≤ 11.8kg	76cm												
11.8kg < W ≤ 23.1kg	61cm												
23.1kg < W ≤ 45.4kg	46cm												

7. 结构图 Structure Diagram

以下标注尺寸单位为: mm, 公差为±0.2mm(已标注公差除外)
 Following size units are: mm, tolerance±0.2mm(exclude marked)



实物图/Picture of real products

正面 (front):



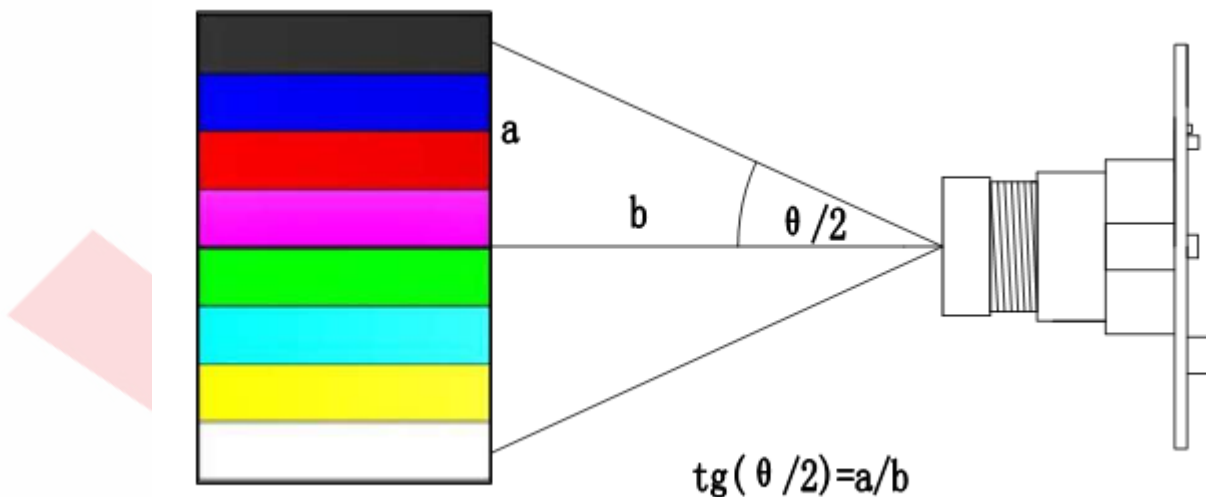
背面 (reverse):



FPC 排插接口定义/FPC Interface Definition:

NO	PIN NAME	NO	PIN NAME
1	GND	13	NC
2	GND	14	NC
3	PWDN	15	NC
4	RESET	16	NC
5	SDA	17	GND
6	SCL	18	MCN
7	GND	19	MCP
8	GND	20	GND
9	MDN0	21	MCLK
10	MDP0	22	DOVDD 1.8V
11	MDN1	23	DVDD 1.2V
12	MDP1	24	AVDD 3.3V


8. 视场角 View Angle



注：测量全景时镜头到彩条板距离 b，可以约算出视角

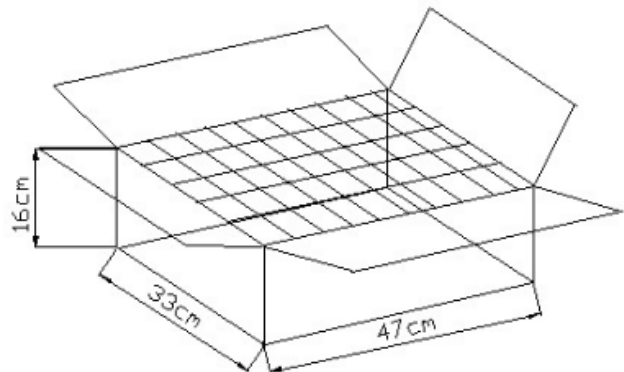
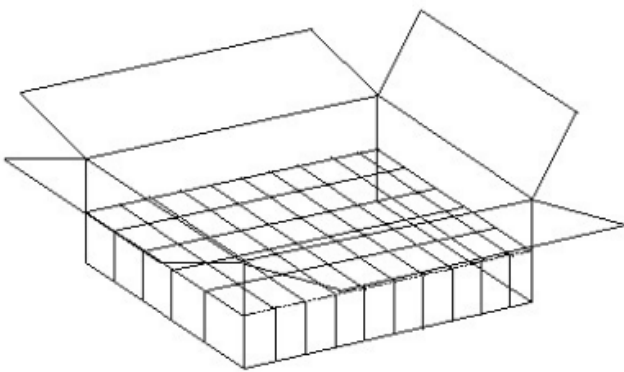
Note: The view angle could be calculated though measure b distance between lens to testing board.

9. 包装 Packing



步骤 1: 将摄像模块放入吸塑盒中, 放满为止;

Step1: Put the camera module into the blister box until it is full.

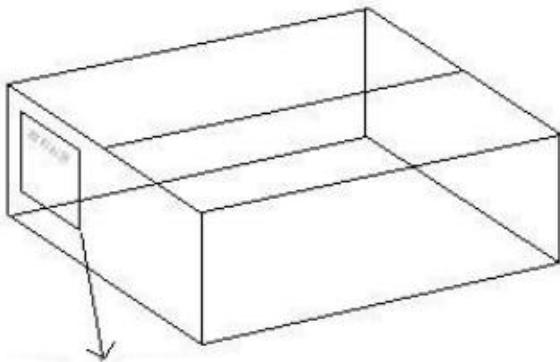


步骤 2: 将吸塑盒放入纸箱;

Step2: Put the blister box into the carton.

步骤 3: 逐层放入装有摄像模块的吸塑盒, 直到放满为止;

Step3 : Place the blister box with the camera module layer by layer until it is full.



步骤 4: 检验员检验合格后放入合格证, 贴好物品标签并用胶纸封好纸箱。

Step4: After inspection, the inspector puts in the certificate of qualification, affixed the label of the goods and sealed the cartons with adhesive paper.

10. 外箱标签 Carton Mark

外箱标签的内容如下 The carton box mark include below information:

厂家码 Vendor Number :

订单号 Order Number :

物料规格 Part Specifications :

原料编号 Part Number :

生产日期 Production Date :

交货数量 Delivery Qty :

保障期限 Delivery Date :

备注 Remark :

11. 注意事项 Notes

- 1、输入电压请勿超过规格书上规定值以免损坏模组。

The input voltage don't exceed the value stated on the specification , in order to avoid damage to the module.

- 2、接口连接线不能接反，接反容易烧坏板子，对产品的使用造成影响。

The connector can't be reversed , reverse burn the board and affect the use of the product.

- 3、此驱动板为电子产品,所以加工、组装、操作时需注意防静电措施，以免影响产品性能。

This is a electronic product, so processing, assembly , operation need to take anti -static measures to avoid affecting product performance.

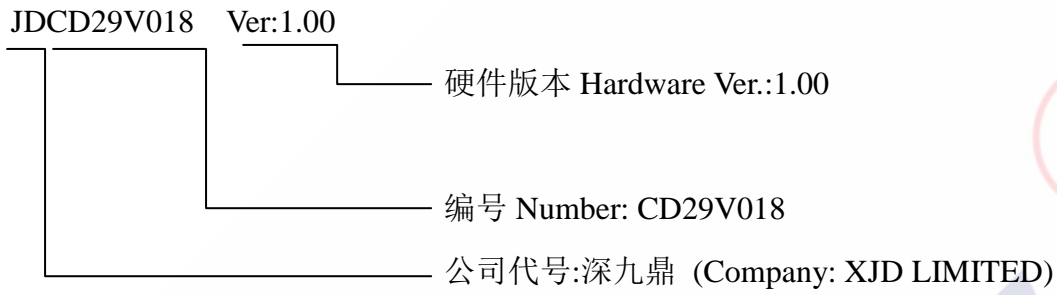
- 4、镜头是玻璃制品小心拿放，以免破裂。

Lens is glass product, place carefully to avoid breakage.

- 5、镜头是玻璃制品注意防尘、防损，以免影响图像较果。

Lens is glass-made product, please take anti-dust, loss prevention measures to prevent the image quality.

12. 命名规则 Naming Rule



13. 配线 Accessory Cable

无配线

No Accessory